

A GUIDE TO FITTING

THE ROYAL OBSERVER CORPS NO. 2 DRESS UNIFORM (1972) PATTERN)

This is a purpose-designed loose fitting outfit for which Jacket and Trousers for men, and Jacket Skirt and Slacks for women, are separately provisioned. Hence the need for tailoring alterations should be minimal with the wide range of sizes available.

FITTING THE
TROUSERS
(MEN)

The trousers are to be fitted wearing the RAF blue-grey web trouser belt and the RAF DMS pattern shoes issued to observers. The waist should be fitted to the natural waist-line...not the hips. The hem of the trouser leg should fall neatly over the instep of the shoes, showing only the bottom two sets of lace holes.

FITTING THE
SKIRT
(WOMEN)

The skirt is self supporting. The waist should be fitted to the natural waist line...not the hips. When standing in a natural upright relaxed pose the hem-line is to be one inch below the centre of the kneecap.

FITTING THE
SLACKS
(WOMEN)

As with the skirt, the slacks issued to post women observers are self supportin and should be fitted to the natural waist-line...not the hips. The hem of the slacks should fall neatly over the instep of the shoes, showing only the bottom set of lace holes.

FITTING THE
JACKET
(MEN & WOMEN)

The main feature in providing a loose fitting jacket which looks right is that it should fit snugly on the mid-hip line of the individual. To determine the sleeve length, the wearer should stand in a relaxed pose with arms loosely extended, when the cuff ends should coincide with the wrist joints.

BADGES AND INSIGNIA

TITLE BADGE

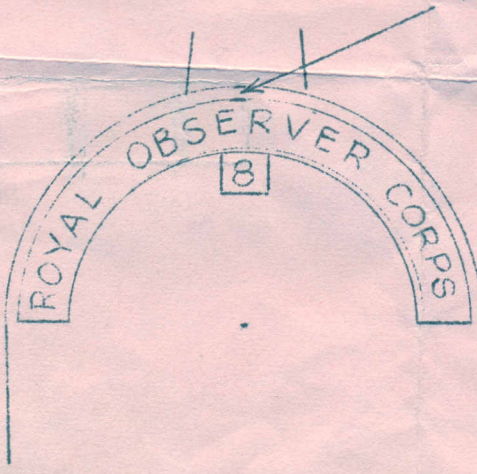
The embroidered "ROYAL OBSERVER CORPS" title badge is to be sewn on each shoulder of the jacket, a quarter of an inch below, and following the line of the shoulder seam.

GROUP
NUMERALS

The numerals indicating the Group number are placed centrally below, and are sewn in such a way that they are touching the bottom edge of the ROC title badge.

Example:

1/4" from shoulder seam



RANK BADGES

Chief and Leading Observers rank badges, as appropriate, are worn on both sleeves of the jacket, mid-way between the elbow and shoulder seams.


PROFICIENCY
BADGES

The "Splitfire" badge is to be worn by qualified observers on both sleeves of the jacket, mid-way between the elbow and the shoulder seam. In the case of Chief or Leading observers, the badges are worn immediately above the badges of rank.

WEARING OF
MEDAL RIBBON

Medal Ribbons are worn in rows containing a maximum of four. The senior Order, Decorations, etc. near the breast bone on the same line, or above, and in the centre, if more than four ribbons are worn. The position of the medal ribbons on the 1972 Pattern, No. 2 Dress Uniform is 1½" above the highest end of the left hand pocket zip fastener on the jacket to the bottom edge of the ribbon and centrally above the pocket.

EXAMPLE:




NOTE: On women observers' jackets, the lower edge of the medal ribbon bar is to be level with the point of the 'V' of the collar.

TAILORING ALTERATIONS

Minor alterations may be made locally to ensure correct fitting. Payment for alterations may be claimed through Group Headquarters on production of a receipted bill. Major alterations are not authorised, and in these circumstances the item(s) are to be returned to the HQ ROC Central Clothing Store, together with details of the incorrect fit. An issue of alternative size garment(s) will then be made.

IMPORTANT - SIGN THE NO. 2 COPY (RED) OF FORM 600 ROC AND RETURN IT TO HQ ROC IN THE ENVELOPE PROVIDED.



Issued from Headquarters ROC

JULY 1977.